




Words ending in



© Studyladder





c



m



v




p




How to Make The Flip Book



- 1 Colour the pictures.
- 2 Cut along the dotted lines.
- 3 Paste the pictures in the correct boxes according to the beginning sound.
- 4 Stack all the beginning sound strips on top of the final sound strip.
- 5 Place the title strip on top.
- 6 Staple all the strips together on the left.



f



r



b



a n