



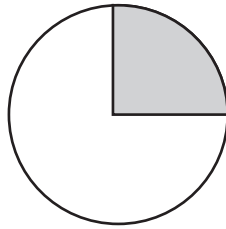

'Parts of a circle' words

- arc
- quadrant
- chord
- segment
- center
- circumference
- radius
- diameter
- sector
- semicircle

Put the words in alphabetical order.

- |          |           |
|----------|-----------|
| 1. _____ | 6. _____  |
| 2. _____ | 7. _____  |
| 3. _____ | 8. _____  |
| 4. _____ | 9. _____  |
| 5. _____ | 10. _____ |

Name the highlighted parts of each circle.




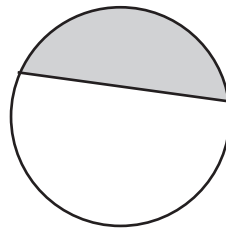
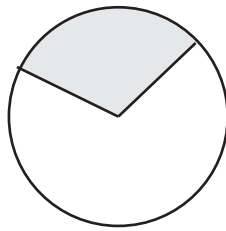
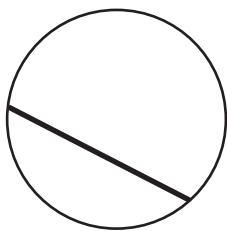
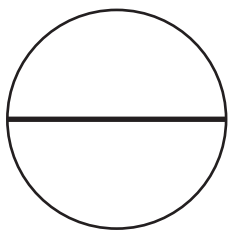
\_\_\_\_\_

\_\_\_\_\_

\_\_\_\_\_

\_\_\_\_\_

\_\_\_\_\_



\_\_\_\_\_

\_\_\_\_\_

\_\_\_\_\_

\_\_\_\_\_

\_\_\_\_\_

Punctuate each sentence with speech marks and correct punctuation.

Place the tip of your pencil on the center of the circle asked Mrs Jones.

Draw a circle instructed Mr Green then draw in the radius.

Remember to use a ruler when drawing the diameter he said.